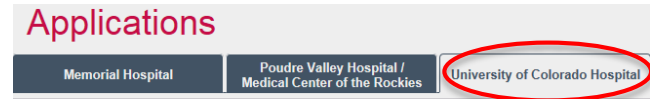
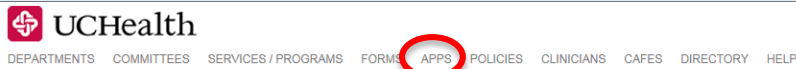


Take the extra step for **PATIENT SAFETY – Clinical Lab**

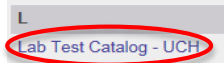


How do I find the Metro Lab Test Catalog on the Source?

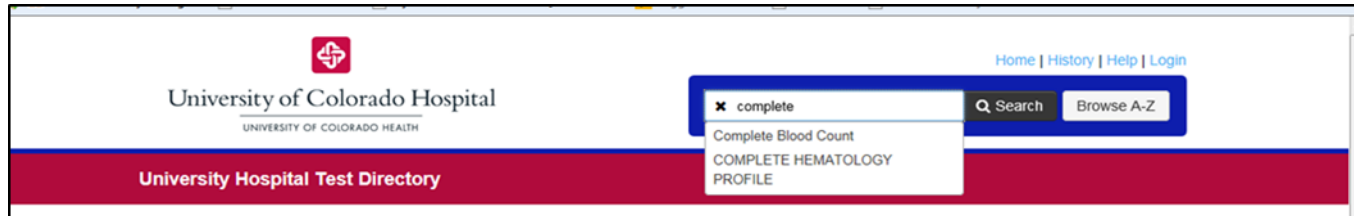
1. Go to the Source Homepage: <https://thesource.uchealth.org/Pages/default.aspx>
2. Click on APPS, then click on **University of Colorado Hospital** and go to “L” - Lab Test Catalog.



3. Click on the link:



4. In the Lab Test Directory Search Box, type the first few letters of the test and click search. A list of items containing those letters will appear. Click on the test in order to view specimen collection and transport requirements.



- ✚ The Clinical Laboratory Test Catalog on the Source is the most up-to-date repository of specimen collection requirements.
- ✚ Use of the online test catalog eliminates wait times and misunderstandings that may occur when inquiring by telephone.